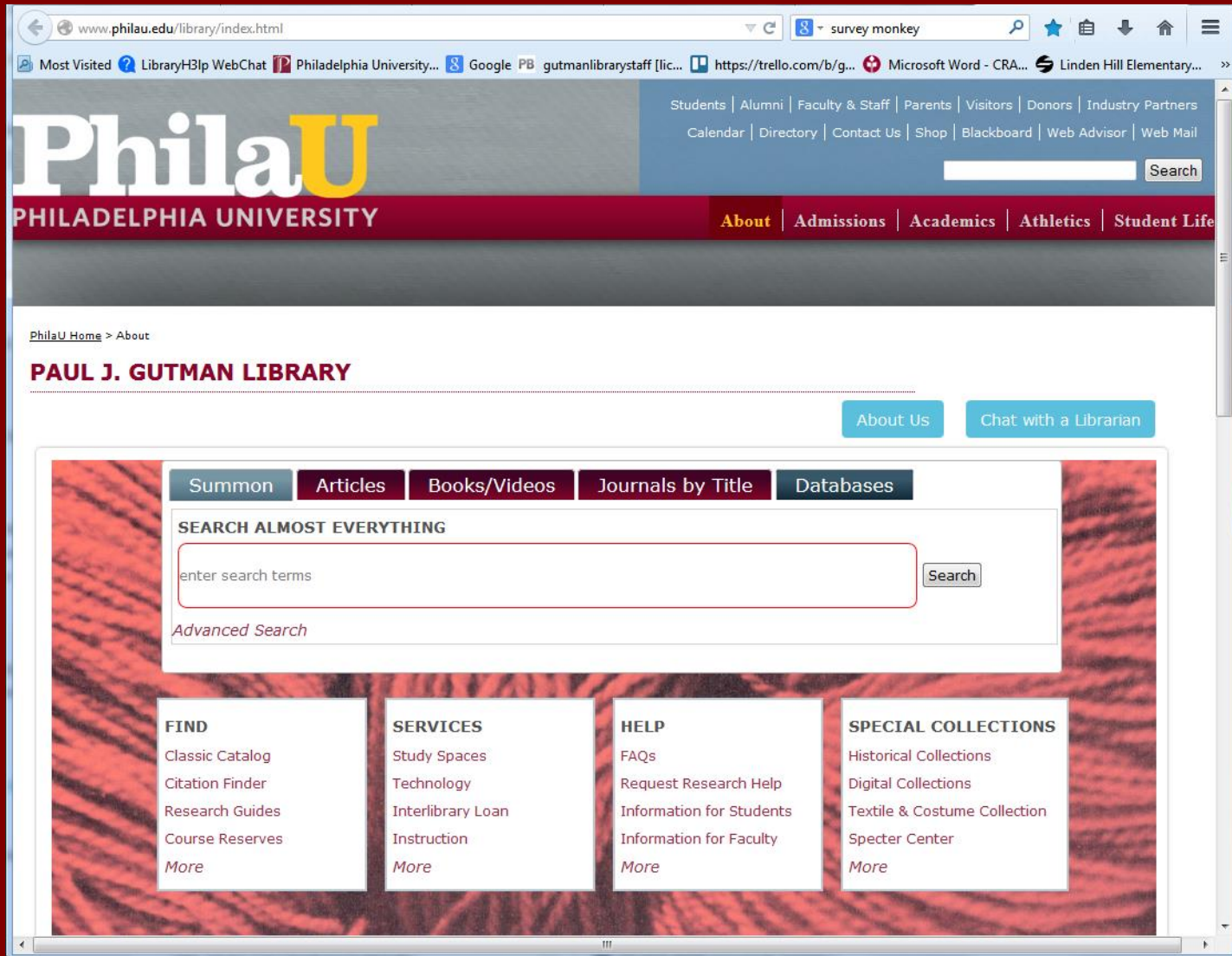


Connecting to Online Resources from Off-Campus

www.philau.edu/library

Navigate to the Library Homepage

www.philau.edu/library



The screenshot shows a web browser window displaying the Philadelphia University Library homepage. The browser's address bar shows the URL www.philau.edu/library/index.html. The page features the Philadelphia University logo (PhilaU) and the text "PHILADELPHIA UNIVERSITY". A navigation menu includes links for "Students", "Alumni", "Faculty & Staff", "Parents", "Visitors", "Donors", "Industry Partners", "Calendar", "Directory", "Contact Us", "Shop", "Blackboard", "Web Advisor", and "Web Mail". A search bar is located in the top right corner. Below the navigation menu, there are links for "About", "Admissions", "Academics", "Athletics", and "Student Life". The main content area is titled "PAUL J. GUTMAN LIBRARY" and includes a "PhilaU Home > About" breadcrumb. There are two buttons: "About Us" and "Chat with a Librarian". A search section is highlighted with a red border, featuring a search bar with the placeholder text "enter search terms" and a "Search" button. Below the search bar, there is a link for "Advanced Search". The search section is divided into five tabs: "Summon", "Articles", "Books/Videos", "Journals by Title", and "Databases". Below the search section, there are four columns of links: "FIND" (Classic Catalog, Citation Finder, Research Guides, Course Reserves, More), "SERVICES" (Study Spaces, Technology, Interlibrary Loan, Instruction, More), "HELP" (FAQs, Request Research Help, Information for Students, Information for Faculty, More), and "SPECIAL COLLECTIONS" (Historical Collections, Digital Collections, Textile & Costume Collection, Specter Center, More).

www.philau.edu/library/index.html

survey monkey

Most Visited LibraryH3lp WebChat Philadelphia University... Google PB gutmanlibrarystaff [lic... https://trello.com/b/g... Microsoft Word - CRA... Linden Hill Elementary...

Students | Alumni | Faculty & Staff | Parents | Visitors | Donors | Industry Partners
Calendar | Directory | Contact Us | Shop | Blackboard | Web Advisor | Web Mail

Search

PHILADELPHIA UNIVERSITY

About | Admissions | Academics | Athletics | Student Life

PhilaU Home > About

PAUL J. GUTMAN LIBRARY

About Us Chat with a Librarian

Summon Articles Books/Videos Journals by Title Databases

SEARCH ALMOST EVERYTHING

enter search terms Search

Advanced Search

FIND
Classic Catalog
Citation Finder
Research Guides
Course Reserves
More

SERVICES
Study Spaces
Technology
Interlibrary Loan
Instruction
More

HELP
FAQs
Request Research Help
Information for Students
Information for Faculty
More

SPECIAL COLLECTIONS
Historical Collections
Digital Collections
Textile & Costume Collection
Specter Center
More

After clicking the Databases tab, use the Databases by Subject link, or Databases A-Z link to select the online resource you would like to access

The screenshot shows the Philadelphia University library website. The browser address bar displays www.phila.edu/library/index.html. The website header includes the PhilaU logo and navigation links such as Students, Alumni, Faculty & Staff, Parents, Visitors, Donors, Industry Partners, Calendar, Directory, Contact Us, Shop, Blackboard, Web Advisor, and Web Mail. A search bar is also present. Below the header, the main navigation menu includes About, Admissions, Academics, Athletics, and Student Life. The main content area features a navigation bar with tabs for Summon, Articles, Books/Videos, Journals by Title, and Databases. The Databases tab is highlighted with a yellow box. Below this tab, the text 'DATABASES' is displayed, followed by two links: 'Databases A-Z' and 'Databases by Subject'. Two black arrows point from the 'Databases A-Z' link to the 'Databases by Subject' link. Below the navigation bar, there are four columns of links: FIND (Classic Catalog, Citation Finder, Research Guides, Course Reserves, More), SERVICES (Study Spaces, Technology, Interlibrary Loan, Instruction, More), HELP (FAQs, Request Research Help, Information for Students, Information for Faculty, More), and SPECIAL COLLECTIONS (Historical Collections, Digital Collections, Textile & Costume Collection, Specter Center, More).

**You will be prompted to enter
your network userid and
password**

**This will authenticate you and
allow you remote access to the
Library's online resources**

**This is the remote log-in screen from Gutman Library
Enter your network userid and password to be
authenticated and connect to online resources**



Sign in <USERNAME> @philau.edu for all users.

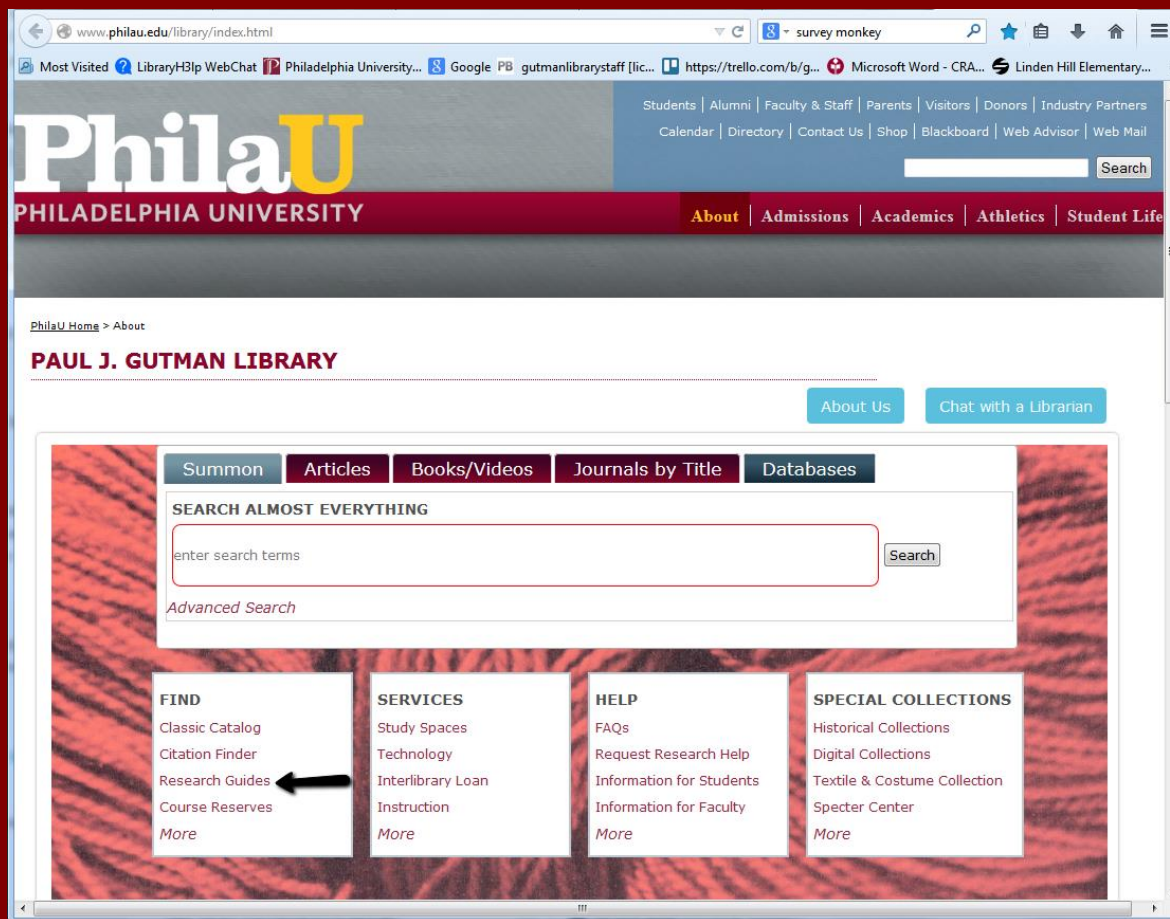
Keep me signed in

Sign in

Connecting from Research Guides

You can also connect to our online resources via our
Research Guides

The same authentication procedure will apply



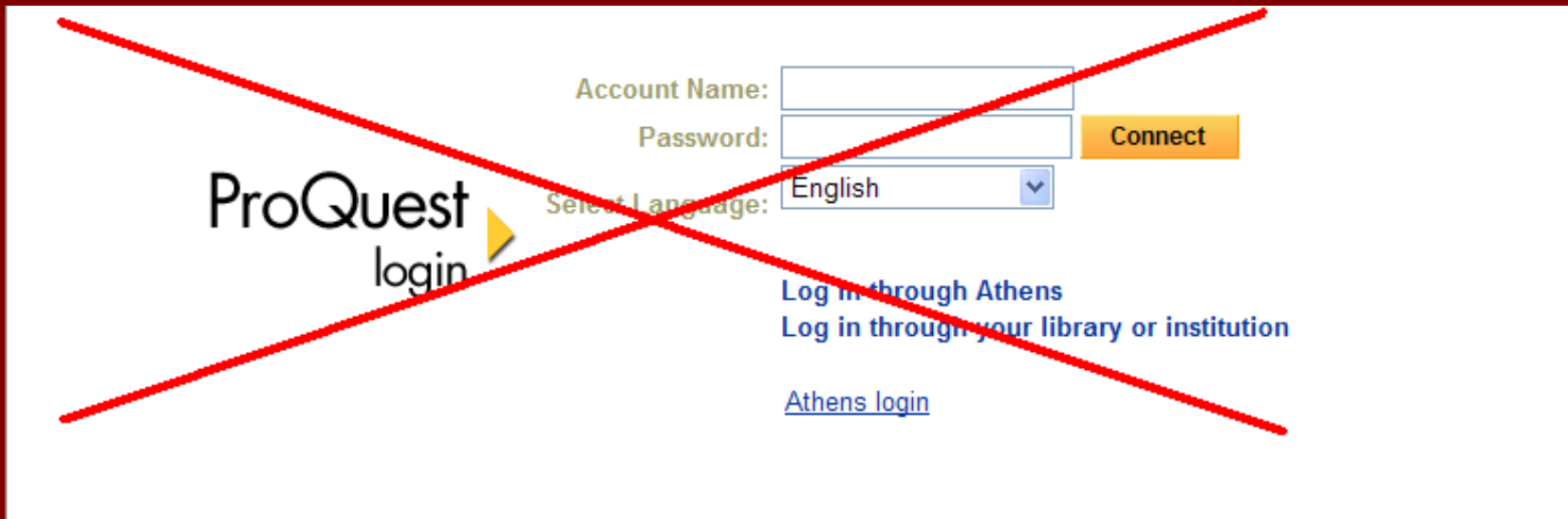
The screenshot shows the website for the Paul J. Gutman Library at Philadelphia University. The browser address bar displays 'www.philau.edu/library/index.html'. The page features a navigation menu with links for 'Students', 'Alumni', 'Faculty & Staff', 'Parents', 'Visitors', 'Donors', and 'Industry Partners'. Below this is a search bar and a secondary menu with 'About', 'Admissions', 'Academics', 'Athletics', and 'Student Life'. The main content area is titled 'PAUL J. GUTMAN LIBRARY' and includes buttons for 'About Us' and 'Chat with a Librarian'. A search section is titled 'SEARCH ALMOST EVERYTHING' and contains a search input field with the placeholder text 'enter search terms' and a 'Search' button. Below the search section are four columns of links: 'FIND' (Classic Catalog, Citation Finder, Research Guides, Course Reserves, More), 'SERVICES' (Study Spaces, Technology, Interlibrary Loan, Instruction, More), 'HELP' (FAQs, Request Research Help, Information for Students, Information for Faculty, More), and 'SPECIAL COLLECTIONS' (Historical Collections, Digital Collections, Textile & Costume Collection, Specter Center, More). A black arrow points to the 'Research Guides' link in the 'FIND' column.

The links will be in boxes on the guides,
similar to this one

Find Articles

- [Art Index](#)
more...
- [JSTOR](#)
more...
- [Design and Applied Arts Index](#)
more...
- [Avery Index to Architectural Periodicals](#)
more...
- [ProQuest Research Library](#)
more...
- [Academic Search Premier](#)
more...
- [Bibliography of the History of Art](#)
This is an index of over 1,200 journals all of the subject of art, architecture and design. This is not full text.
- [ARTstor](#)
more...

Do NOT try to connect from the database vendor's page. You MUST connect via the Library homepage or Research Guides to view the proper authentication screen



Troubleshooting

Please contact the Help Desk if you have any problems with Remote Access to Library resources

The Help Desk can assist you with common problems, such as firewalls, internet service provider issues, browser issues, and more

Help Desk

215-951-4648 or HelpDesk@PhilaU.edu